
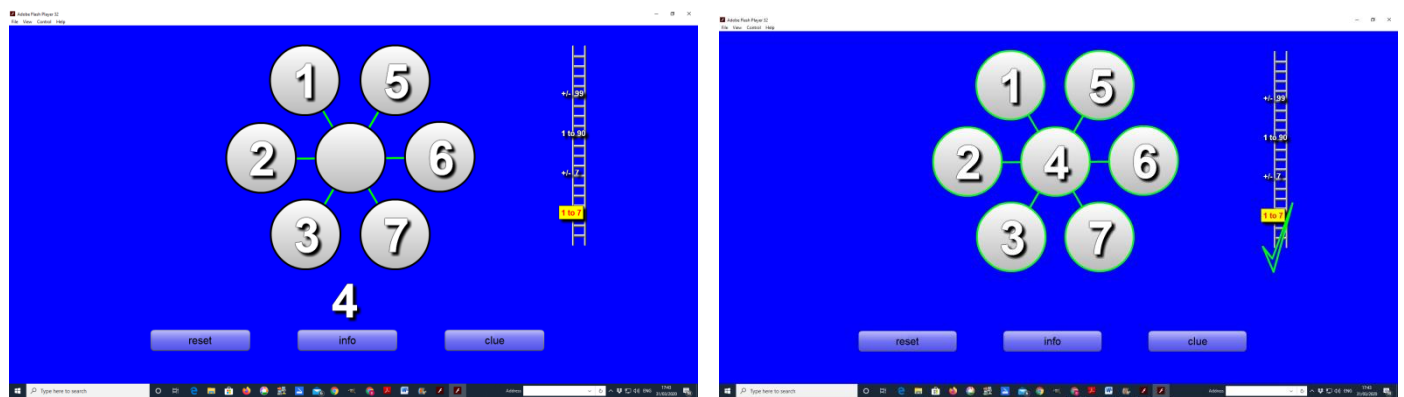
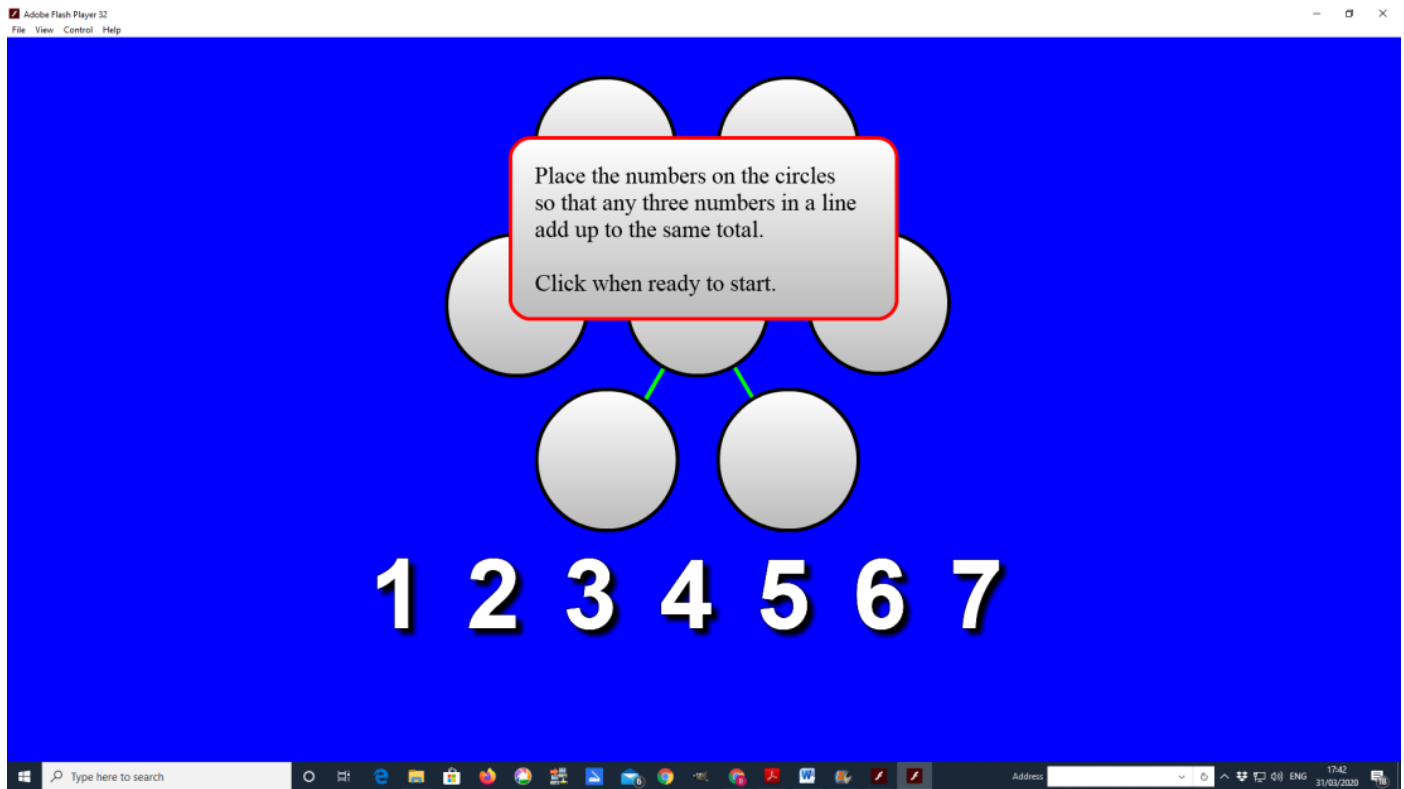


# Magic Circles – interactive version



This version of the Magic Circles puzzle requires **Adobe's Flash Player** in order to run it.

Web browsers are dropping support for Flash, but Adobe offers a Flash Player download for Windows, Mac, and Linux. With this you can open an SWF file outside your browser.



1. Download the file **MagicCircle.swf** and save it on your hard drive.
2. From Adobe's website [Debug Downloads page](#), download the **Flash Player projector content debugger**, and double-click to run **Flashplayer\_32\_sa.exe**, or click the link below
3. [https://fpdownload.macromedia.com/pub/flashplayer/updaters/32/flashplayer\\_32\\_sa\\_debug.exe](https://fpdownload.macromedia.com/pub/flashplayer/updaters/32/flashplayer_32_sa_debug.exe)
4. Click **File Open Browse** then double-click **MagicCircle.swf** from wherever you saved it.
5. **Maximise the window**. The instructions are all on-screen.
6. To exit **Flashplayer\_32\_sa**, just quit in the usual way.